


Warren County Board of Supervisors

REPORT OF COMMITTEE ON ASSESSMENT ROLLS

Your Committee on Environmental Concerns & Real Property Tax Services reports that they have verified the footings of the assessment rolls, referred to it as finalized by the Department of Equalization and Assessment, and certify that the following is a correct copy of such footings.

Dated: October 21, 2016

ENVIRONMENTAL CONCERNS & REAL PROPERTY TAX SERVICES COMMITTEE



Dennis L. Dickinson, Chairman



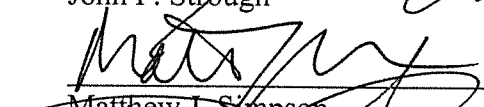
Peter V. McDevitt




Eugene J. Merlino




John F. Strough




Matthew J. Simpson



Ronald F. Conover



Craig Leggett



Claudia Braymer

2016 FOOTINGS

TOWN	COLUMN 1 TOWN TAXABLE	COLUMN 2 COUNTY TAXABLE	COLUMN 3 FIXED \$ EXEMPTS	COLUMN 4 TOTAL 2 + 3	COLUMN 5 PARTIAL EXEMPTS	COLUMN 6 GRAND TOTAL 4 + 5
BOLTON	1,554,349,359	1,552,951,398	0	1,552,951,398	12,857,323	1,565,808,721
CHESTER	738,255,685	738,255,685	2,050	738,257,735	24,664,511	762,922,246
GLENS FALLS	774,855,977	771,824,823	2,130	771,826,953	26,258,100	798,085,053
HAGUE	449,071,816	446,963,978	6,000	446,969,978	16,019,842	462,989,820
HORICON	643,524,742	643,524,742	12,200	643,536,942	15,911,563	659,448,505
JOHNSBURG	8,923,167	8,891,419	90	8,891,509	1,469,811	10,361,320
LAKE GEORGE INSIDE	225,521,242	223,965,052	0	223,965,052	3,882,517	227,847,569
OUTSIDE	875,177,019	873,505,629	0	873,505,629	14,069,851	887,575,480
TOTAL	1,100,698,261	1,097,470,681	0	1,097,470,681	17,952,368	1,115,423,049
LAKE LUZERNE	415,787,021	411,496,820	10,500	411,507,320	15,617,034	427,124,354
QUEENSBURY	3,580,893,107	3,588,759,932	33,450	3,588,793,382	115,003,600	3,703,796,982
STONY CREEK	1,380,580	1,372,996	3,930	1,376,926	579,344	1,956,270
THURMAN	162,328,640	161,071,055	1,500	161,072,555	42,894,476	203,967,031
WARRENSBURG	338,125,282	334,553,374	0	334,553,374	16,661,238	351,214,612
TOTAL	9,768,193,637	9,757,136,903	71,850	9,757,208,753	305,889,210	10,063,097,963

2016 District Totals

Town	Lighting District	Total	Fire District	Total	Water District	Total	Fire Protection	Total	Sewer District	Total	Misc	Total
Bolton		500,327,957		1,565,008,771		452,830,354						
Chester			Chester#2 Pottersville#3	527,398,478 182,812,533	Chester#1 Pottersville#2	37,435,044 11,406,182	North Creek Riverside	45,519,849 22,974,878	Loon Park Schroon Park Schroon Park - Exempt	239,940,309 62,978,821 5,965,350		
Hague		41,408,752						454,863,960				
Horicon								654,794,035	Schroon Park Schroon Park - Exempt	169,855,991 756,800		
Johnsburg				2,259,233		2,216,811		6,887,447			EMS	9,146,680
Lake George					D. Point Water	23,807,800	Lk George #1 Lk George #2	839,953,087 50,679,470	Caldwell Sch - Units Caldwell Other-Units Caldwell Capital Imp	2 6,020 162,075,883		
Lake Luzerne	Lk Luzerne Hudson Grove Lk Vanare Whitcon Beach	103,310,039 17,174,003 11,032,345 13,585,440		427,591,694	Lk Luzerne Hudson Grove	187,769,114 17,181,626					EMS	427,591,694
Queensbury	Fort Amherst Cleverdale Pinewood South Qsby West Qsby Queensbury	20,038,208 110,629,200 3,613,100 81,710,456 170,585,376 835,501,588			Shore Colony Qsby Exempt Qsby Non-Exe	14,368,128 198,566,569 2,274,740,514		3,717,272,392	P-A-C - Units Reservoir - Units Qsby Cons SSD S Q/Q Ave - Units Route 9 - Units WC Industrial Pk West Qby Sewer Dis	0.00 25.00 12,429.68 1,115.61 6,047.59 12,136,900 631.51	Library EMS GL Protect Lk SS Pro DunBay1 DunBay2	3,713,494,163 3,713,494,163 335.35 176.04 60.00 11.00
Stony Creek								1,494,910				
Thurman								167,448,231				
Warrensburg		232,025,896		352,544,312		191,739,939				80,208,219		
Glens Falls											Library GF BID	808,577,181 56,129,320
Warren County									Benefit Sewer-Acres	62.11		