

**REPORT OF COMMITTEE ON ASSESSMENT ROLLS**


Your Committee on Real Property Tax Services reports that they have verified the footings of the assessment rolls, referred to it as finalized by the Department of Equalization and Assessment, and certify that the following is a correct copy of such footings.


Dated: October 17, 2014

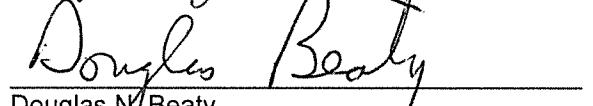
**REAL PROPERTY TAX SERVICES COMMITTEE**

  
\_\_\_\_\_  
Frederick H. Monroe, Chairman

  
\_\_\_\_\_  
Dennis L. Dickinson

  
\_\_\_\_\_  
Peter V. McDevitt

  
\_\_\_\_\_  
Eugene J. Merlino

  
\_\_\_\_\_  
Douglas N. Beaty

## 2014 FOOTINGS

TOWN	COLUMN 1	COLUMN 2	COLUMN 3	COLUMN 4	COLUMN 5	COLUMN 6
	TOWN TAXABLE	COUNTY TAXABLE	FIXED \$ EXEMPTS	TOTAL 2 + 3	PARTIAL EXEMPTS	GRAND TOTAL 4 + 5
BOLTON	1,540,270,455	1,538,893,126	0	1,538,893,126	12,897,322	1,551,790,448
CHESTER	734,841,803	734,841,803	2,050	734,843,853	25,450,636	760,294,489
GLENS FALLS	766,334,965	763,452,819	2,130	763,454,949	26,745,551	790,200,500
HAGUE	447,373,016	445,737,295	7,500	445,744,795	16,035,901	461,780,696
HORICON	636,839,248	636,839,248	17,200	636,856,448	16,420,815	653,277,263
JOHNSBURG	8,873,616	8,847,075	1,080	8,848,155	1,452,822	10,300,977
LAKE GEORGE INSIDE	217,967,003	216,648,617	0	216,648,617	3,504,853	220,153,470
OUTSIDE	874,437,482	872,613,270	0	872,613,270	14,427,849	887,041,119
TOTAL	1,092,404,485	1,089,261,887	0	1,089,261,887	17,932,702	1,107,194,589
LAKE LUZERNE	352,315,537	348,744,910	10,500	348,755,410	12,774,604	361,530,014
QUEENSBURY	2,878,669,066	2,884,207,522	33,710	2,884,241,232	89,463,751	2,973,704,983
STONY CREEK	1,411,336	1,406,438	5,410	1,411,848	764,883	2,176,731
THURMAN	160,127,466	158,801,090	3,000	158,804,090	42,527,646	201,331,736
WARRENSBURG	334,762,682	331,804,061	1,500	331,805,561	15,927,435	347,732,996
<b>TOTAL</b>	<b>8,954,223,675</b>	<b>8,942,837,274</b>	<b>84,080</b>	<b>8,942,921,354</b>	<b>278,394,068</b>	<b>9,221,315,422</b>

# 2014 District Totals

Town	Lighting District	Total	Fire District	Total	Water District	Total	Fire Protection	Total	Sewer District	Total	Misc	Total
Bolton		496,007,826		1,550,990,498		450,007,445						
Chester			Chester#2	523,995,382	Chester#1	37,580,295	North Creek	45,574,357	Loon Park	239,739,933		
			Pottersville#3	182,997,780	Pottersville#2	11,697,037	Riverside	22,889,702	Schroon Park	63,041,369		
Hague		41,316,030						453,275,386	Schroon Park - Exempt	5,965,350		
Horicon									Schroon Park	169,112,874		
								648,559,163	Schroon Park - Exempt	766,800		
Johnsburg				2,206,511		2,136,460		6,815,656				
Lake George					D. Point Water	23,807,800	Lk George #1	839,634,988	Caldwell Sch - Units	2		
							Lk George #2	47,029,942	Caldwell Other-Units	6,054		
Lake Luzerne	Lk Luzerne	88,015,885		361,983,114	Lk Luzerne	159,594,000			Caldwell Capital Imp	162,617,388	EMS	361,983,114
	Hudson Grove	15,144,237			Hudson Grove	15,151,717						
	Lk Vanare	9,575,387										
	Whiticon Beach	12,330,614										
Queensbury	Fort Amherst	16,494,569			Shore Colony	12,560,000		2,985,750,326	P-A-C - Units	0.00	Library	2,980,584,436
	Cleverdale	97,837,868			Qsby Exempt	208,001,588			Reservoir - Units	25.00	EMS	2,980,584,436
	Pinewood	2,912,000			Qsby Non-Exe	1,764,625,046			Qsby Cons SSD	12,188.48	GL Protect	330.35
	South Qsby	67,574,750							S Q/Q Ave - Units	1,108.49	Lk SS Pro	178.54
	West Qsby	131,854,548							Route 9 - Units	5,770.10	DunBay1	61.00
	Queensbury	665,613,657							WC Industrial Pk	10,801,600	DunBay2	10.00
Stony Creek								1,520,351	West Qby Sewer Dist	616.29		
Thurman								165,290,786				
Warrensburg		228,654,973		349,112,696		188,897,557				78,471,471		
Glens Falls											Library	800,453,860
											GF BID	52,661,015
Warren County											Benefit Sewer-Acres	62.10